



# Market Trend News

REPORTING ON THE MARKETS SINCE 1993

Subscribe to Platinum

## EUR/USD MONTHLY CHART



## AZS Arizona Silver Exploration

### June 27th: Arizona Silver Interview



## PM Pampa Metals

### July 2022: Pampa Metals Presentation

Pampa Metals Corporation



COPPER AND GOLD IN CHILE

ADVANCING THE BUENAVISTA COPPER TARGET

STRIVING FOR DISCOVERY IN ONE OF THE WORLD'S PREMIER MINING JURISDICTIONS

Investor Summary

CSE: PM

July 2022

## How High Can the US Dollar Go?

On July 8th 2022, Shinzo Abe, a former prime minister of Japan and a serving member of the House of Representatives, was assassinated while speaking at a political event outside Yamato-Saidaiji Station in Nara, Nara Prefecture, Japan.

UK Prime Minister Boris Johnson announced his pending resignation on July 7th, 2022. He will remain Prime Minister until a new party leader is elected.

The US dollar continues to strengthen and has breached December 2016 highs against the Euro. This level hasn't been seen since 2002!

Oil topped out at \$123 a barrel and recently retraced to almost \$95 a barrel. Gold is at \$1740US/oz and is looking like it may retest the \$1677US/oz support area.

On July 8th, Elon Musk terminated his proposed Twitter acquisition. It may cost him a break fee of a billion dollars. I'm sure the lawyers will figure it out.

Volatility will continue, where is the next crisis?

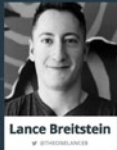
Have a great week!

INFO

INTERESTING INTERVIEWS & ARTICLES



Chat With Traders  
The Ultimate Day Trader  
Part 3 - Lance Breitstein



Mining Stock Education  
Gold Deeply Oversold  
Relative to Commodities...

Mining Stock Education.com  
Learn. Invest. Profit.



Kitco News: Investor got  
'death threats' for making  
this correct call, now he's  
predicting 40% housing crash



Sprott Money  
How to Think Clearly in a  
Volatile Metals Market

How to Think Clearly in a Volatile Precious Metals Market

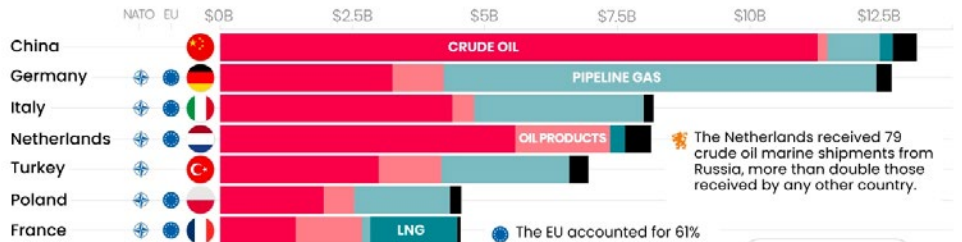


WHO'S STILL BUYING FOSSIL FUELS FROM RUSSIA?



Who's Still Buying Fossil Fuels From Russia?

IMPORTS IN FIRST 100 DAYS OF THE INVASION: FEB 24TH - JUNE 4TH



BY: NICCOLO CONTE

READ FULL STORY

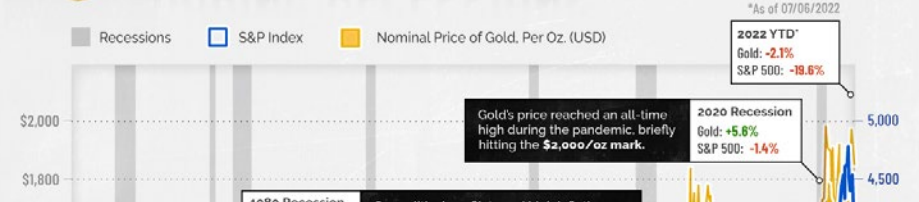
DOES GOLD'S VALUE INCREASE DURING RECESSIONS?



HOW GOLD PERFORMS DURING RECESSIONS

Gold has long been considered a safe-haven asset for investors when markets are in turmoil.

How has gold's price changed during historical recessions?



BY: GOVIND BHUTADA

READ FULL STORY

MAPPED: ENERGY CONSUMPTION PER CAPITA AROUND THE WORLD

Energy Use Per Person Around the World

Which countries consume the most energy per person?

Here's a look at energy consumption per capita worldwide in 2020\*. Energy use includes electricity, transport, and heat.

Energy consumption per capita in kilowatt-hours (kWh)  
3,000 168,000 No data

>80% of Iceland's energy consumption comes from renewable sources, and the country also leads in per capita electricity generation.



BY: GOVIND BHUTADA

READ FULL STORY

**AZS**

**CORPORATE SPONSOR**



**O**ur featured company is a young exploration company focused on exploring gold-silver properties in western Arizona and Nevada. The flagship asset is the Philadelphia property. In addition to the Philadelphia project, the Company recently received a positive Record of Decision on its Notice of Intent to drill an initial twelve exploration holes for Carlin-type targets on its recently acquired Silverton gold-silver property. Drilling there will be scheduled as time and equipment allow.

## The Philadelphia Project 3000 meter Drill Program Underway

- 100% owned/controlled - historic high grade gold producer
- In 2021 Company acquires control over +3 kms strike length
- Drilling provides multiple intercepts of high grade vein
- 33.56 gpt Au, 54.7 gpt Ag over 2.35 metres
- 9.26 gpt Au, 79.8 gpt Ag, 344 gpt Be over 10.76 m.
- 23.47 gpt Au, 97.2 gpt Ag over 2.3 metres
- Drilling discovers wide low grade mineralization in multiple holes
- 1.34 gpt Au, 5.78 gpt Ag over 115 metres
- 1.57 gpt Au, 7.64 gpt Ag over 103.7 metres

### The Silverton Gold-Silver Project

- Carlin/stockwork gold system
- 100% owned/controlled - 1540 acres
- Past drill results contain 1 to 16 g/t gold

### The Ramsey Silver Project

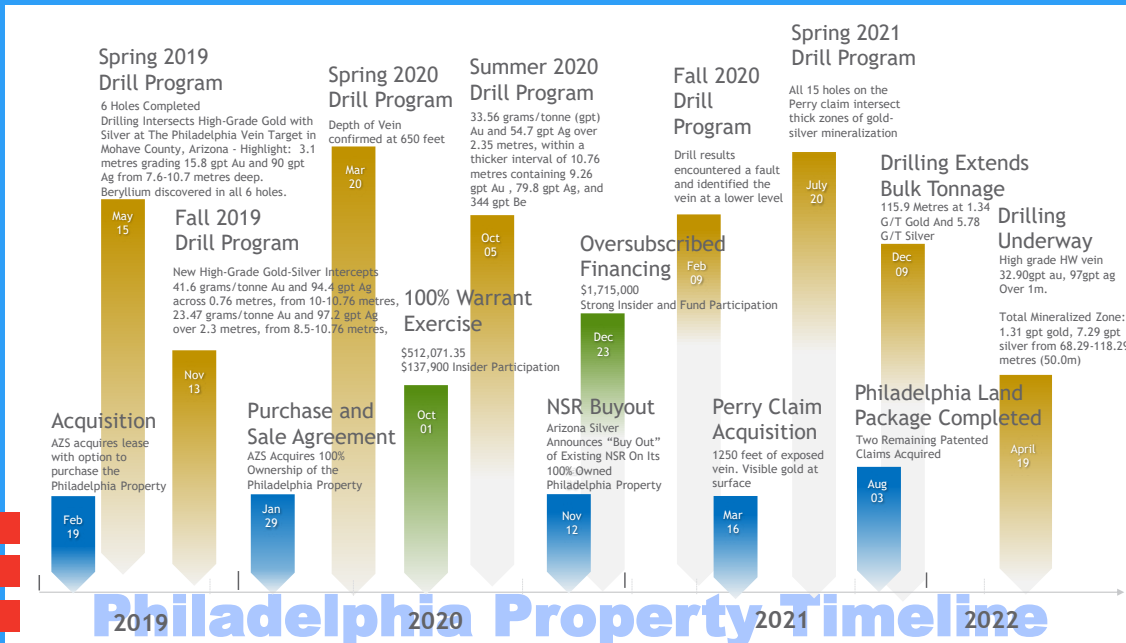
- 100 % owned
- 18 for 18 on drill results on "Ramsey Mine target"
- High-grade historic silver producer - 40oz/ton
- Silver mineralization is open-pittable at depths intersected to date
- All holes have hit thick zone of "disseminated silver"

### Sycamore Canyon Gold-Silver Project

- 100 % owned
- 31 grams Gold and 553 grams Silver at surface
- 800 Meters long and 110 meters wide to date
- Maiden drill program planning in process

### Company Highlights

- Tight share structure
- Company founded November 2016
- Insider participation on every raise
- Insiders hold 80% of outstanding warrants



Presentation

Fact Sheet

News Releases



**Symbol: AZS**  
**Exchange: TSX Venture**  
**Shares Issued: 64.4M**

**52 Week High: .60**  
**52 Week Low: .17**  
**TSX-V Close: .22**

**US Listing: AZASF**

**MTNews Start Date: 04-25-2022**

AZS Chart by TradingView

PM

CORPORATE SPONSOR



## Snapshot

**Copper:** One of the greatest growth profiles and demand / supply metrics

**Gold:** One of most attractive high-value metals

**Chile:** Elephant country for major economic copper deposits

**People:** Highly experienced with execution ability & track record

**Projects:** Portfolio breadth & depth – along proven mineral belts of Chile

**Current focus:** 4 projects – with 2 additional projects subject to 3rd-party expenditure via JV

**Progress:** Rapid progress including 2 drilled projects – further drilling planned for 2022

**JV Funding:** 2 projects subject to 3rd party expenditures – drilling started in January 2022

INVESTOR SUMMARY

FACT SHEET

NEWS RELEASES

Our featured company owns a highly prospective 62,000-hectare portfolio of eight projects for copper and gold located along proven mineral belts in Chile, one of the world's top mining jurisdictions. The Company has a vision to create value for shareholders and all other stakeholders by making a major copper discovery along the prime mineral belts of Chile, using the best geological and technological methods.

### The Projects - Current Priorities

#### Cerro Buenos Aires (7,600 Ha):

- Located south of Spence / Sierra Gorda district
- Recent drilling through post-mineral cover has vectored towards porphyry target

#### Redondo-Veronica (6,600 Ha):

- Located north of giant La Escondida district
- Recent drilling gives line of sight to 2 deep porphyry targets

#### Block 4 (6,800 Ha):

- Located south of giant La Escondida district
- Quartz-vein stockwork – coincident with magnetic high – partial post-mineral cover

#### Block 3 (10,100 Ha):

- Located south of giant La Escondida district
- Post-mineral cover - adjacent to 2 historically drilled porphyry targets – magnetic anomalies

#### Arrieros (13,700 Ha):

- Large, post-mineral covered property situated between Chuquicamata and Centinela districts
- Magnetic and IP anomalies

#### Block 2 (3,300 Ha):

- Structural target – pending exploration advances



### Projects subject to 3rd Party Expenditures (Austral Gold Ltd)

#### Morros Blancos (7,300 Ha):

- HS systems – maar-diatremes – vuggy silica
- Drilling started (January 2022)

#### Cerro Blanco (6,500 Ha):

- Small lithocap outcrop coincident with magnetic high. Extensive post-mineral cover



Symbol: PM

Exchange: CSE

Shares Outstanding: 49.2M

52 Week High: .58

52 Week Low: .19

CSE Close: .21


US Listing: PMMCF

MTNews Start Date: 4-11-2022

PM Chart by TradingView

# A FEW OF THE TOP DRILL INTERCEPTS WEEK TO: 07/08/2022 @MINERDECK

## TOP GOLD INTERCEPTS


BY EXPLORERS ON OUR  WATCHLIST: WEEK TO 07/08

Company	Drill Hole ID	Gold (g/t)	Interval (m)	Grade x Width (g-m)
Brixton Metals	THN22205	5.74	64 fr 114	367
NGEx Minerals	LHDH077	0.27	989 fr 0	267
Moneta Gold	MGA21012	50.09	5.05 fr 459	253
Labrador Gold	K22174	284.1	0.58 fr 309	165
Torex Gold Resources	ML21756	8.7	18.66 fr 537	162
Arizona Metals	KM2257C	1.54	100.9 fr 784	155
Vanstar Mining Resources	NE22194	2.24	69 fr 497	155
Blue Lagoon Resources	DM22233	124	0.76 fr 332	94
Cabral Gold	DDH306	4.2	20.9 fr 23	88
Vizsla Silver	C02251	5.76	15.2 fr 129	88

MINER DECK

Disclaimer: (1) This is a curated list of drilling highlights based on our personal watchlist — which itself is subject to rotation. (2) "Interval" = core-length, not true width. (3) "fr" = start of the interval when given or else distance below surface. (4) Only the best intercept per company is shown. (5) We try our best to be accurate but mistakes do happen from time to time. Assume there are mistakes in the above graphic. (6) This is not investment advice. (7) We are not paid a fee by the above companies. (8) We do not own shares in the above companies. (9) Miner Deck retains all rights to this graphic. Do not reproduce it without written permission.

## TOP SILVER INTERCEPTS

BY COMPANIES ON OUR  WATCHLIST: WEEK TO 07/08

Company	Drill Hole	Silver (g/t)	Interval (m)	Grade x Width (g-m)
Aftermath Silver	AFD043	452	25.3 fr 75	11,436
Vizsla Silver	C02251	621	15.2 fr 129	9,439
Golden Minerals	YQ022009	64.5	80.1 fr 226	5,166
Emerita Resources	LR003	83.1	39.9 fr 175	3,316
GoGold Resources	LRGF22118	156.4	18.8 fr 223	2,940
Arizona Metals	KM2257C	25.8	100.9 fr 784	2,603
Independence Gold	3TS2206	150.76	15.78 fr 81	2,379
NGEx Minerals	LHDH077	1.7	989 fr 0	1,681
Zacatecas Silver	CR12022001	167	9.53 fr 40	1,592
Torex Gold Resources	ML22763A	30.33	35.77 fr 638	1,085

MINER DECK

Disclaimer: (1) This is a curated list of drilling highlights based on our personal watchlist — which itself is subject to rotation. (2) "Interval" = core-length, not true width. (3) "fr" = start of the interval when given or else distance below surface. (4) Only the best intercept per company is shown. (5) We try our best to be accurate but mistakes do happen from time to time. Assume there are mistakes in the above graphic. (6) This is not investment advice. (7) We are not paid a fee by the above companies. (8) We do not own shares of the above companies. (9) Miner Deck retains all rights to this graphic. Do not reproduce it without written permission.

 **Morning Coffee**  
@CGWM\_MrngCoffee

July 8th, 2022

 **Canaccord Genuity**  
Wealth Management

CAD

EDITOR'S  
WATCHLIST



Colonial Coal (CAD TSX-V) closed \$1.81 -.15 on Friday. On the day we sent out our last newsletter, June 27th, Colonial Coal closed up .49 to close at \$2.18. This is purely a coincidence of course, but some big buyer wanted some stock that day. It is kind of a pattern, stock runs up and then slowly fades back, then runs again, and so on. There has got to be some accumulation happening here. Have we seen the 2022 bottom? Will the next push be to the \$2.50 resistance area?

The total short position in Colonial Coal has increased to 83,745, up over 61,000 from the last report. I would not want to be short a stock that could be halted at any time. When will the fireworks begin? All we need is a starting takeover bid.

With all the carnage in the gold and silver stocks, it is nice to own something that is holding up so far. I'm hoping it turns into a huge home run in 2022.

**AMVEST CAPITAL MAY 11TH COLONIAL COAL WEBINAR**

**10 REASONS TO BUY A STEELMAKING (COKING COAL) COMPANY, AND WHY IT SHOULD BE COLONIAL COAL!**

**PETER EPSTEIN MAY 24TH: IS COLONIAL COAL THE CHEAPEST COKING COAL PLAY?**

CAD Chart by TradingView



**Market Trend  
News Inc.**

#6, 3908 - 97 Street  
Edmonton, AB  
T6E 6N2

Web: [MarketTrendNews.com](http://MarketTrendNews.com)

Advertising: [Kelvin@MarketTrendNews.com](mailto:Kelvin@MarketTrendNews.com)

The Editor: [Editor@MarketTrendNews.com](mailto:Editor@MarketTrendNews.com)

Market Trend News has been featuring small cap companies for 29 years. The newsletter started out as a print publication and is now distributed over the web.

We feature micro cap and small cap companies that want to spread the word about their company and potential.

Our featured companies come from a wide variety of sectors such as mining, oil and gas, technology, biotech and cannabis.

The Corporate Sponsors pages (featured companies) are companies who have paid for a social media advertising package with Market Trend News Inc. Market Trend News Inc may have a stock position in the company being featured.

The Editor's Watchlist section contains featured companies that the Editor has positions in or is thinking of buying positions in. Consider it a swing trader's blog and in no way a recommendation to buy or sell securities. He is not an advisor. Please do your own research and consult a licensed advisor before taking action.

You are responsible for your trades.

**S**ubscribe

**Market Trend News Subscription**

Thanks to our corporate sponsors, we are able to cover our costs and offer our newsletter as a free subscription to the reader.

**Platinum Subscription**

There are two levels of subscriptions. If you are seeing the Platinum logo in the top left hand corner of the first page, then you are Platinum Subscribed. The benefits are that you get the newsletter first. We are also working on other supplementary content that will be offered to Platinum Subscribers first and maybe exclusively.

If you are NOT Platinum subscribed, you can upgrade by clicking on the Subscribe link above or you can remain on the regular list.

**Unsubscribing**

We do not want to send to people who are not interested. Please use the single click removal link at the bottom of the email that was sent to you. You will be instantly removed.

**L**inks

**Tradingview**

Tradingview is an excellent online charting platform as well as a social network for traders and investors to exchange ideas.

**G**lossary

**Diamond Hands**

Slang term for an investor who is ready to hold a position for the end goal, despite the potential risk, headwinds and losses.

**Doji Candle**

Doji Candles look like a cross because the financial instrument's open and close for the time period are close to equal.

**Fibonacci Retracement (Fib)**

These are levels in the chart where support and resistance are likely to occur. The levels are 23.6%, 38.2%, 61.8%, and 78.6%. 50% is often added but is not an official level. The levels are calculated from two points chosen by the user, usually an extreme low and an extreme high.

**FLEM & DHEM**

Fixed Loop Electromagnetic and Down Hole Electromagnetic Surveys

**FOMC**

The Federal Open Market Committee consists of 12 members and is the U.S. Fed's monetary policy making body. It is responsible for formulation of a policy designed to promote stable prices and economic growth.

**FOMO**

Fear Of Missing Out

**Naked Shorting**

It is the illegal practice of shorting stock that is not borrowed.

**Nonfarm Payrolls**

Is an official statistic released by the U.S. department of labor, usually on the first Friday of the month. It is a measure of the number of workers in the U.S. excluding farm workers and those employed in private households or non-profit organisations.

**Shorting**

Borrowing stock, selling it in the market to hopefully buy it back at a lower price, making profit from the difference in price, and then returning the borrowed stock.

**Short Squeeze**

When a company's stock starts to quickly rise because people shorting the stock are trying to cover their losing positions to prevent further loss.

**YOLO**

You Only Live Once