

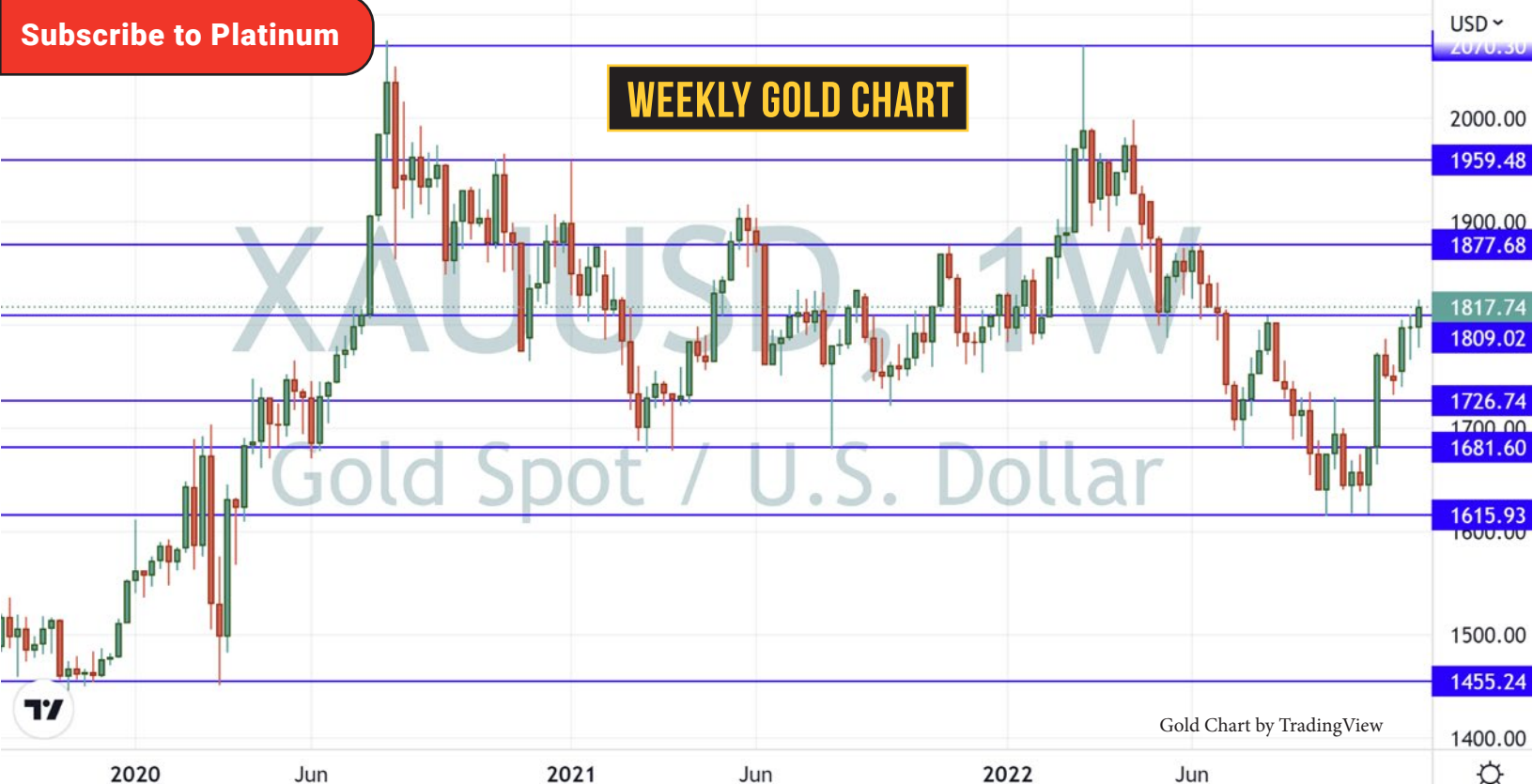


Market Trend News

REPORTING ON THE MARKETS SINCE 1993

Subscribe to Platinum

WEEKLY GOLD CHART



U.S. Federal Reserve Slowing Down?

Market Trend News would like to wish everyone a very Merry Christmas and Happy Holidays! We hope you are all able to take some time off and spend some quality time with your loved ones.

The last couple months has seen gold trending up. This morning the lower than expected CPI number has pushed gold through the 1809US/oz resistance level as the U.S.\$ weakens. Market participants are waiting to see what the U.S. Fed will do on Wednesday regarding interest rates, and what hints Jerome Powell will give us in his Monetary Policy Statement. Will they start slowing down the interest rate hikes?

Have a great rest of the year!



GRG

Golden Arrow Resources

November 2022: Technical Update - 23 page PDF

LIT

Argentina Lithium

11/21/2022: Increases and Closes \$9M Private Placement

MORNINGSTAR'S 2023 LITHIUM OUTLOOK

LITHIUM INVESTING 101 BY MIKE FAGAN

INFO

INTERESTING INTERVIEWS & ARTICLES



Chat With Traders
Valet Driver Turns \$20K into \$11Mil over 6 years After Wipe Out - Jack Kellogg



Kitco News: Energy crisis is not over, brace for 'very tight winter' says hedge fund manager



Mining Stock Education
Market Strategist Gareth Soloway Reveals His 2023 Outlook & Best Trades



Sprott Money
Precious Metals Monthly Projections - December 2022



VISUALIZED: TECH COMPANY LAYOFFS IN 2022

TRACKING TECH LAYOFFS IN 2022

After a spree of hiring during the tech industry's pandemic boom, the industry is facing some tough choices as economic headwinds increase. In the U.S. alone, close to 90,000 workers at tech companies have now been let go over the course of 2022.

How many more cuts will come before the year ends?

BY: NICK ROUTLEY READ FULL STORY

RANKED: THE WORLD'S BIGGEST HEDGE FUNDS IN 2022

THE WORLD'S BIGGEST HEDGE FUNDS IN 2022

Worldwide there are around 15,000 hedge funds with a combined \$4.5 trillion in assets under management (AUM) — most of which are based in North America. This ranking breaks down the biggest hedge funds globally, in terms of AUM.

Rank	Fund	Assets
1	Bridgewater Associates	\$126.4B
2	Man Group	\$73.5B
3	Renaissance Technologies	\$57.0B
4	Millennium Mgmt.	\$55.0B
5	Citadel	\$53.0B

BY: AVERY KOOP READ FULL STORY

MAPPED: GLOBAL ENERGY PRICES, BY COUNTRY IN 2022

Global Energy Prices

Despite the recent drop in energy prices, gasoline, electricity, and natural gas prices have soared over 2022.

Which countries have the highest prices around the world?

Gasoline Prices

Global average \$4.9 USD/Gallon

Country	Price (USD/Gallon)
Iceland	\$8.5
UK	\$7.2
NOR	\$8.1
FIN	\$7.6
SWE	\$7.1
DKK	\$7.7
DEU	\$7.0
IRE	\$6.8
France	\$6.0
POL	\$5.4
BLR	\$3.7
UKR	\$5.1
ROM	\$5.7
Russia	\$3.2

BY: DOROTHY NEUFELD READ FULL STORY

INFO

INTERESTING INTERVIEWS & ARTICLES



Chat With Traders
Systematic Options
Trading - Minimizing Risk
Exposure & Optimizing Edge:
David Sun

SYSTEMATIC
OPTIONS
TRADING
OPTIMIZE
EDGE



NBC Squawk Box
Kevin O'Leary on why
he invested in FTX and his
recent conversation with
Sam Bankman-Fried



Stansberry Research
Gold Set Up for Breakout
With Looming Recession,
Bitcoin Will Be Corrupted



Sprott Money
Precious Metals "Off to the
Races" in 2023? - Dave Kranzler



SHOULD YOU INVEST IN DISRUPTIVE MATERIALS?

GLOBAL X
by Mirae Asset

DMAT

INVESTING IN DISRUPTIVE MATERIALS

Disruptive materials are any minerals or metals that the energy and transportation sectors are heavily reliant on for innovation.

Given the scale of global decarbonization

BY: ARAN ALI [READ FULL STORY](#)

RANKED: THE WORLD'S LARGEST COPPER PRODUCERS

VISUALIZING THE WORLD'S LARGEST COPPER PRODUCERS

Man has relied on copper since prehistoric times. Because of its high ductility, malleability, and electrical conductivity, it is a major industrial metal.

As green technologies like electric vehicles, solar panels, and wind turbines require copper, the demand for the red metal has increased in recent years.

2021 COPPER PRODUCTION BY COUNTRY
in million tonnes (MT)

- Chile is home to the two largest mines in the world, Escondida and Collahuasi.
- Besides being a top producer, **China** also consumes **54%** of the world's refined copper.

BY: BRUNO VENDITTI [READ FULL STORY](#)

MAPPED: WHICH COUNTRIES HAVE THE HIGHEST INFLATION?

DOUBLE-DIGIT INFLATION

IN ALMOST HALF THE WORLD

Today, many countries around the world are experiencing double—or even triple—digit inflation.

Here are the countries with the highest inflation rates globally as soaring energy prices are driving up the cost of living.

INFLATION RATE IN 2022, Year-Over-Year
Based on most recent data available

Country	Inflation Rate
Ukraine	26.6%
Estonia	22.5%
Lithuania	23.6%
Latvia	21.8%
Hungary	21.1%
Poland	17.9%
Belgium	12.3%
U.S.	11.3%
Germany	10.4%
Ukraine	26.6%
Ukraine	26.6%
Ukraine	26.6%

UKRAINE 26.6%
Ukraine's inflation rate is one of the highest in Europe due to war disruption. In July, fuel prices were up 90% year-over-year.
Source: NY1 (2022)

BY: DOROTHY NEUFELD [READ FULL STORY](#)

Value and Growth for Investors

PROVEN MANAGEMENT

- Success in discovery, monetizing of assets & capital markets

STRONG FINANCIAL POSITION

- Treasury funded for active exploration
- Substantial equity interest in SSR Mining; leveraged to gold & silver

BUILDING VALUE IN A PROJECT PIPELINE

- New San Pietro 100% held Cu-Au (Co) advanced exploration project adjacent to producing & emerging mines in Chile
- Advanced targets with short-term resource potential plus property-wide upside
- Actively exploring multiple precious metal projects with discovery potential
- +200,000 ha of prospective properties available for JV

Golden Arrow Resources Corporation is a mining exploration company creating value by making precious and base metal discoveries and advancing them into exceptional deposits. Golden Arrow is a member of the Grosso Group, a management company with a track record of discovery in South America.

San Pietro Copper-Gold-Copper Project, Chile

FULL OWNERSHIP:

100% of 18,448 hectares

STRATEGIC LOCATION:

Between Capstone Copper’s Santo Domingo and Mantoverde IOCG mine projects

EXCELLENT INFRASTRUCTURE:

100 km N of Copiapo in mining centre; roads and power lines at property

STRONG OUTLOOK:


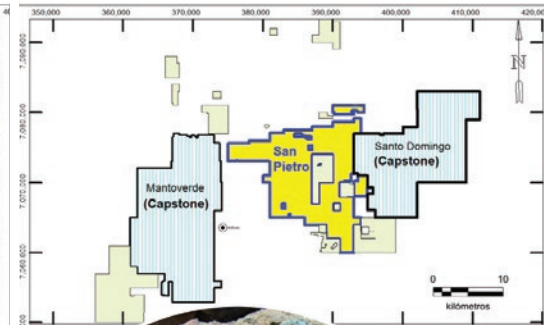
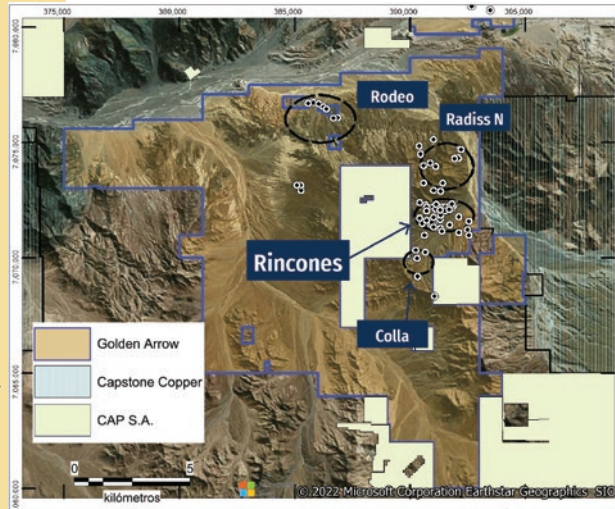
Copper, Gold, Iron and Cobalt all on positive long-term trends

ADVANCED STAGE:

+30,000m of drilling, 4 defined targets, exploration upside

2022 PLAN:

Evaluate full property and refine existing targets for major 2023 drill program



“ WE ACCOMPLISHED THIS ACQUISITION BY TAKING ADVANTAGE OF THE STRONG FINANCIAL POSITION THAT RESULTED FROM OUR LAST SUCCESSFUL TRANSACTION... NOW OUR TECHNICAL TEAM WILL TRY TO DO AS THEY DID WITH OUR CHINCHILLAS PROJECT IN ARGENTINA AND ADVANCE A STRATEGICALLY LOCATED EXPLORATION PROJECT TO PRE-FEASIBILITY. ”

- Joseph Grosso, Golden Arrow Executive Chairman, President and CEO.

**NOVEMBER 2022
25 PAGE PRESENTATION**

2 PAGE FACT SHEET

GRG NEWS RELEASES



Symbol: GRG
Exchange: TSX-V
Shares Outstanding: 115.2M

52 Week High: .205
52 Week Low: .12
TSX-V Close: .12

US Listing: GARWF

MTNews Start Date: 9-26-2022

GRG Chart by TradingView

LIT

CORPORATE SPONSOR

ARGENTINA LITHIUM & ENERGY

Argentina Lithium & Energy believes that the combination of high geologic potential and a promising demand climate have set the conditions for delineating and advancing new lithium resources in Argentina. The Company's management group has a long history of success in the resource sector of Argentina and a strong track record of government and community relations.



Four under-explored projects in the heart of the Lithium Triangle in Argentina.

Brine mapping and drilling planned for 2022.

- ~57,000 hectares of claims on four salars in the Lithium Triangle.
Projects strategically located in pro-mining provinces Salta and Catamarca, near key infrastructure with year-round access.
Aggressive new exploration programs in 2022 and continued evaluation of new prospects.

Projects

Rincon West

- 2,491 ha under option; 460.5 ha 100%-held
Adjacent to Rincon Ltd. and Argosy Minerals lithium projects with proven reserves
Excellent infrastructure including international highway, electric power corridor
First drill program, 5 holes, underway
1st hole results positive: intersected a 70m permeable interval with 225 to 380mg/L Lithium

Pocitos

- +26,000 hectares under option
Excellent infrastructure: International railway to Pacific ports crosses the property; Provincial highway and major gas pipeline nearby
Limited historic exploration

Antofalla North

- 9,080 hectares of 100% held claims + nearly 6,000 hectares under option
Major lithium producer Albemarle has large holdings starting 500m to the south
Geophysical survey identified high-conductivity targets in upper 100 metres, additional targets at depth

Incahuasi

- 100% interest in over 25,000 hectares
Located north of Lake Resources' Kachi Project
Maximum values 409 mg/L lithium and 1.56% potassium recovered in near-surface sampling (to 8m depth)
4 drill-holes confirmed lithium-bearing brines (average to date 109 mg/L Li, 6718 mg/L K)

Exploring the Prolific Lithium Triangle

- Lithium Triangle produces ~1/2 of the world's lithium
Hosts ~60% of known lithium reserves
Most lithium is in salt lake ("salar") brines
Argentina produces ~10% of the world's lithium and is a top-5 global producer (2020)
In close proximity to rail, water, roads and power
Argentine government is encouraging foreign investment and renewable energy initiatives



OCTOBER 2022 19 PAGE PRESENTATION

2 PAGE FACT SHEET

LIT NEWS RELEASES



Symbol: LIT
Exchange: TSX-V
Shares Issued: 129.3M

52 Week High: .50
52 Week Low: .195
TSX-V Close: .28

US Listing: PNXLF

MTNews Start Date: 9-26-2022

LIT Chart by TradingView

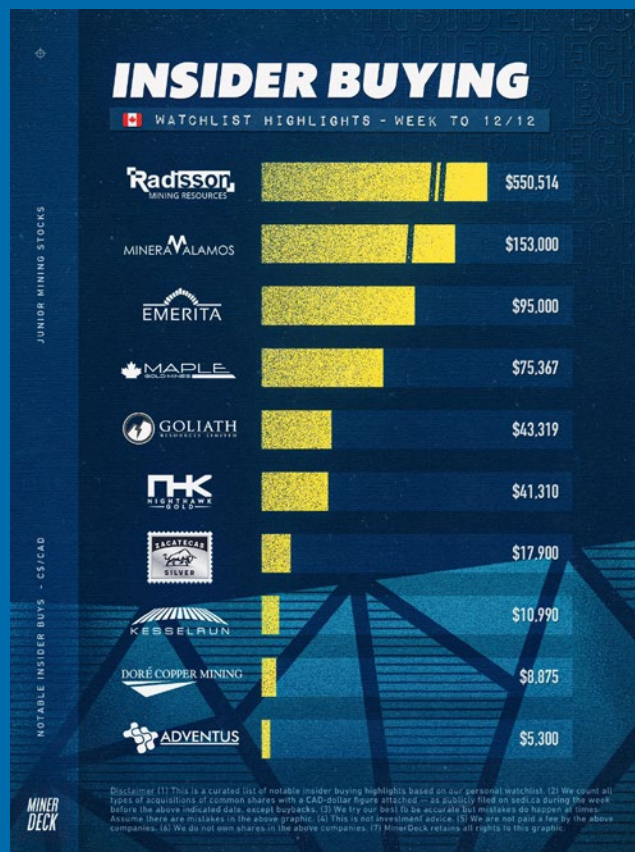
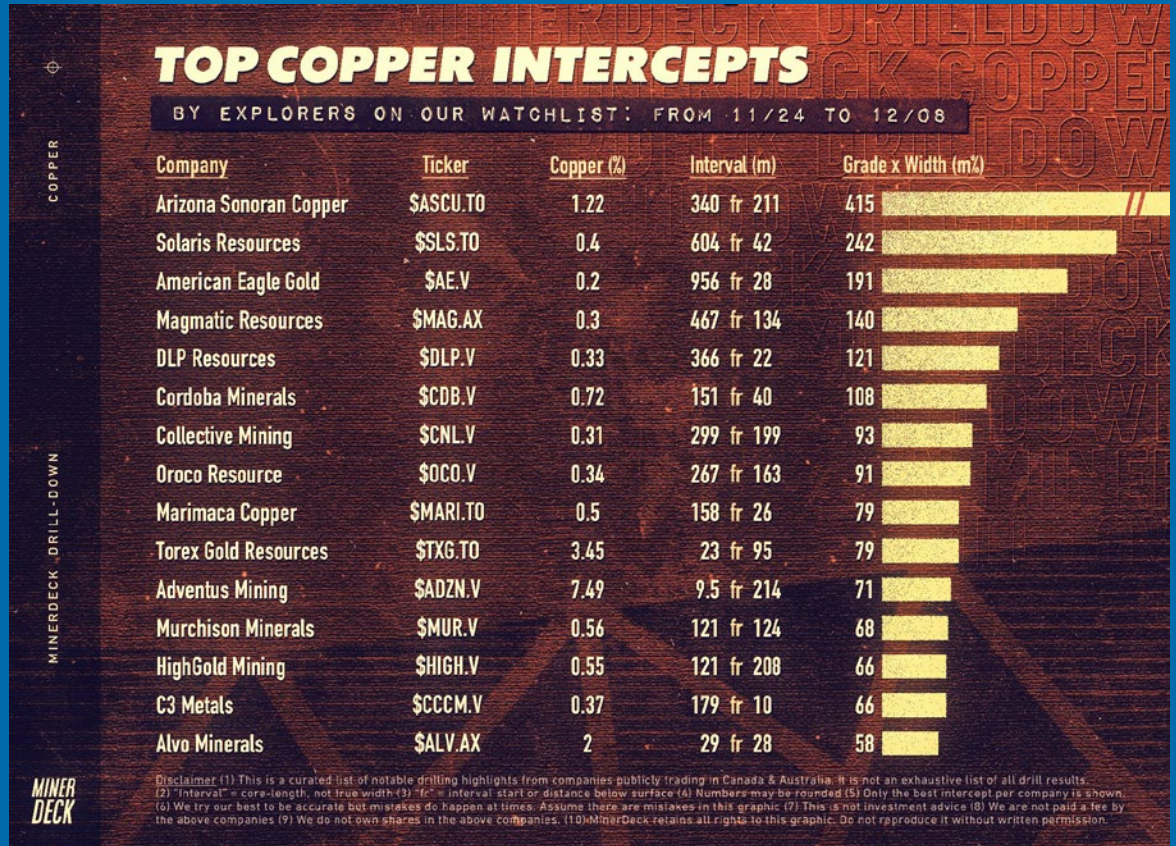
A FEW OF THE TOP DRILL INTERCEPTS COURTESY OF: @MINERDECK



RESEARCH

RESEARCH AND REPORTS

Use Control + To Zoom



Sprott

Gold Higher After Peak Fed Hawkishness



12/07/2022

Paul Wong

Market Strategist
Sprott Asset Management LP



Morning Coffee

December 13th, 2022

I BECAME A PROFITABLE TRADER AFTER DOING THESE 5 THINGS

BY: STEVE BURNS
DECEMBER 8TH, 2022

NEWTRADERU.COM

I got very lucky when I started out trading in the early 1990s as tech stocks stayed in uptrends and continually made new highs in price after each dip. Buying the dip and holding worked repeatedly much like it did in last few years in both stocks and crypto.

However, after the dotcom bust of March of 2000 the stock market topped and began a long-term downtrend and bear market. I had to learn to earn my trading profits from the year 2000 on inside downtrends and trading ranges.

These are the five primary principles I used to get my capital back to all-time highs by 2003 and become a profitable trader for the past two decades.

Educate yourself before starting to trade.

If you rely on luck in your trading with no system and random entries and exits eventually your luck will run out. You should never be placing real money at risk in the market until you educate yourself on what works and what doesn't over the long-term through most market conditions. Traders need to know what their edge is in the markets and how they will be making money. Discretionary traders need a consistent strategy for making money and mechanical traders need a quantified system with an edge.

Focus more on risk management than indicators.

New traders focus too much on technical indicators and economic indicators and too little on risk management. No matter what technical indicators you use there are still going to be losing trades and losing streaks. If you don't manage your position sizing and stop losses you will not survive in the markets over the long-term and will eventually lose all your capital or at the least have a 50% drawdown or more. Proper risk management is more important than any technical indicator for your survival and profitability.

Focus on the larger market trend.

The larger market trend will determine whether your trading strategy works more than your opinions and predictions. Buying the dip is less likely to work in a downtrend, buying breakouts will fail in range bound markets, and selling short will lose you money most the time in uptrends. Your trading strategy must be in sync with the larger overall market trend through entry and exit signals.

The path of least resistance is in the direction of the market trend. It can be very expensive to fight the overall trend in the stock market. Bear markets eventually bring all stocks down and bull markets can keep making unexpected new highs in price. Most of your success will be based on your ability to identify and follow the trend.

Focus more on the risk/reward than winning percentage.

How big your wins are versus the size of your losses determine your profitability more than your win rate in trading. A few huge wins can make you profitable after a bunch of small losses. It's more important to focus on the magnitude of your wins than being right on every trade.

At trade entry the risk/reward ratio measures a trades potential loss size versus the magnitude of potential profits. In backtesting the average of all the losses in a system in relation to all the average gains equals the risk/reward ratio of your system based on historical price action. For discretionary traders your stop loss versus your profit target quantifies your risk/reward ratio before entering a trade.

What your win rate needs to be for profitable trading is dependent on the risk/reward ratio your strategy creates over time. The higher your risk/reward ratio the lower your winning percentage must be to make money.

Looking at your stop loss versus your profit target for any trade can tell you whether the risk is worth taking. Most trades are only worth the risk of loss if you have at least a 1:2 or 1:3 risk to reward ratio based on your trading plan to manage the trade after entry.

Your risk is established by the placement of your stop loss that will show you that your trade is not going to work out and it's time to exit while a loss remains small.

Your profit target on entry for where you think that price could go if the trade is a winner is where your potential maximum profit is located and can be used to establish the reward in your ratio. You can maximize the potential for capturing a big trend by being flexible and leaving your upside uncapped by using a trailing stop loss to take you out of a winning trade only when it reverses too much. By only exiting when price reverses you can create bigger winning trades and maximize rewards.

To psychologically create a good risk to reward ratio you need to be patient with winning trades and give them room and the opportunity to play out for the most profit possible. At the same time have no patience for losing trades and exit the moment you are proven wrong based on price action going where it shouldn't go if the trade is going to work out in your favor.

Creating good risk/reward ratios with high probability entries and using stops to limit losses while letting

winners run is the core principle of all profitable trading. Stop worrying so much about being right every time, learn to focus more on being wrong small and right big.

Fundamental analysis can help with your watchlist.

Fundamental analysis can identify what you trade and technical analysis can tell you when to trade it. Technical analysis can help with whether it's time to take the long side of the short side of a trade. It's possible to build your watchlist based on fundamental analysis whether it's stocks, commodities, exchange traded funds, or bonds.

However, fundamental analysis will not help with timing. It's technical analysis that will signal when it's the best time to enter or exit a trade due to a trend in price action. You can have a better chance of making money on the long side of a stock with great fundamentals than a stock with terrible fundamentals but you still need to respect the price action. Is there something with terrible fundamentals that you want to sell short? Then at least wait for it to begin a downtrend. Only price pays and that is the purpose of technical analysis to identify the price action pattern. The highest probability trades happen when the fundamental and technical align together.

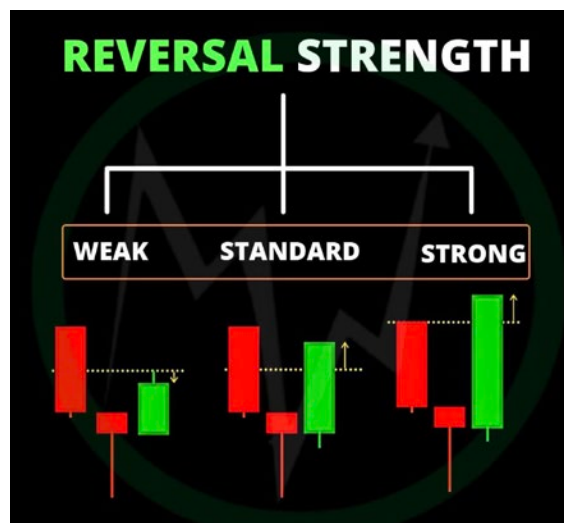
I became a profitable trader after doing the above five things and I hope these lessons help you too.

By Steve Burns



Image by Holly Burns

Trading Tips - Ashford Trader @StratDevilDog



5 RULES OF TRADING

1. MAKE PEACE WITH YOUR LOSSES SO THEY WON'T DISTURB YOUR FUTURE
2. WHAT OTHER PEOPLE THINK OF YOUR TRADING IS NON OF YOUR BUSINESS
3. DON'T COMPARE YOUR TRADES TO OTHERS COMPARISON IS THE THIEF OF JOY
4. THE ONLY PERSON IN CHARGE OF YOUR SUCCESS IS YOU
5. STOP THINKING SO MUCH SOMETIMES YOU JUST NEED TO TAKE ACTION

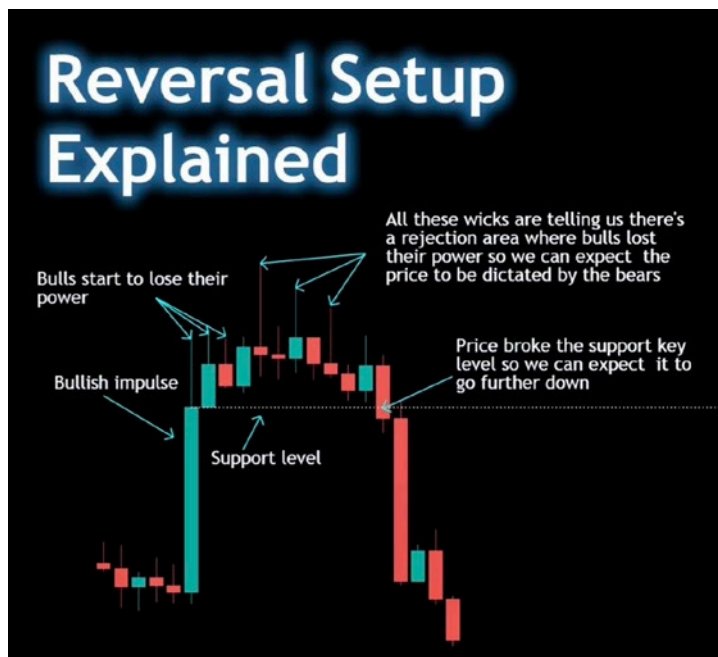
Michael @dtr_trading 2m
You're never going to find a holy grail

there isn't some strategy that will win 100% of the time

the "holy grail" of trading is turning it into a game of probabilities

the best edge is a simple and consistent structure that you allows you to scale as you trade in control

3



THANK YOU

2022
SPONSORS

THANK YOU TO ALL OUR 2022 SPONSORS!



AMERICAN
MANGANESE INC.

A Critical Metal Company Focusing on
Recycling Lithium Ion Electric Vehicle Batteries

Symbol: AMY Exchange: TSX-Venture
52 Week Low/High: 0.28 / 0.94

dynacor

Symbol: DNG Exchange: TSX
52 Week Low/High: \$2.50 / \$3.50



Symbol: PM Exchange: CSE
52 Week Low/High: .12 / .38



Symbol: AZS Exchange: TSX Venture
52 Week Low/High: 0.17 / 0.60



Symbol: GRG Exchange: TSX Venture
52 Week Low/High: 0.12 / 0.205



Symbol: LIT Exchange: TSX Venture
52 Week Low/High: 0.195 / 0.50

**Market Trend
News Inc.**

#6, 3908 - 97 Street
Edmonton, AB
T6E 6N2

Web: MarketTrendNews.com

Advertising: Kelvin@MarketTrendNews.com

The Editor: Editor@MarketTrendNews.com

Market Trend News has been featuring small cap companies for 29 years. The newsletter started out as a print publication and is now distributed over the web.

We feature micro cap and small cap companies that want to spread the word about their company and potential.

Our featured companies come from a wide variety of sectors such as mining, oil and gas, technology, biotech and cannabis.

The Corporate Sponsors pages (featured companies) are companies who have paid for a social media advertising package with Market Trend News Inc. Market Trend News Inc may have a stock position in the company being featured.

The Editor's Watchlist section contains featured companies that the Editor has positions in or is thinking of buying positions in. Consider it a swing trader's blog and in no way a recommendation to buy or sell securities. He is not an advisor. Please do your own research and consult a licensed advisor before taking action.

You are responsible for your trades.

Subscribe

Market Trend News Subscription

Thanks to our corporate sponsors, we are able to cover our costs and offer our newsletter as a free subscription to the reader.

Platinum Subscription

There are two levels of subscriptions. If you are seeing the Platinum logo in the top left hand corner of the first page, then you are Platinum Subscribed. The benefits are that you get the newsletter first. We are also working on other supplementary content that will be offered to Platinum Subscribers first and maybe exclusively.

If you are NOT Platinum subscribed, you can upgrade by clicking on the Subscribe link above or you can remain on the regular list.

Unsubscribing

We do not want to send to people who are not interested. Please use the single click removal link at the bottom of the email that was sent to you. You will be instantly removed.

Links

Tradingview

Tradingview is an excellent online charting platform as well as a social network for traders and investors to exchange ideas.

Glossary

Diamond Hands

Slang term for an investor who is ready to hold a position for the end goal, despite the potential risk, headwinds and losses.

Doji Candle

Doji Candles look like a cross because the financial instrument's open and close for the time period are close to equal.

Fibonacci Retracement (Fib)

These are levels in the chart where support and resistance are likely to occur. The levels are 23.6%, 38.2%, 61.8%, and 78.6%. 50% is often added but is not an official level. The levels are calculated from two points chosen by the user, usually an extreme low and an extreme high.

FLEM & DHEM

Fixed Loop Electromagnetic and Down Hole Electromagnetic Surveys

FOMC

The Federal Open Market Committee consists of 12 members and is the U.S. Fed's monetary policy making body. It is responsible for formulation of a policy designed to promote stable prices and economic growth.

FOMO

Fear Of Missing Out

Naked Shorting

It is the illegal practice of shorting stock that is not borrowed.

Nonfarm Payrolls

Is an official statistic released by the U.S. department of labor, usually on the first Friday of the month. It is a measure of the number of workers in the U.S. excluding farm workers and those employed in private households or non-profit organisations.

Shorting

Borrowing stock, selling it in the market to hopefully buy it back at a lower price, making profit from the difference in price, and then returning the borrowed stock.

Short Squeeze

When a company's stock starts to quickly rise because people shorting the stock are trying to cover their losing positions to prevent further loss.

YOLO

You Only Live Once